

Tel. : 022-2282 36 53
022-2282 37 45

EASTCOAST STEEL LIMITED
Mittal Tower, 'A' Wing, 16th Floor, Nariman Point,
Mumbai - 400 021.

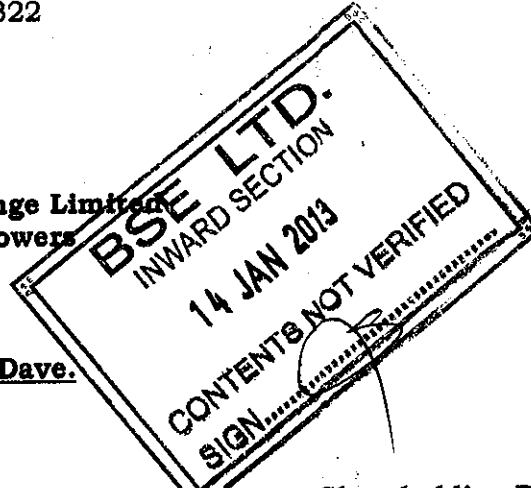
Fax : 022 - 22044801
Email : esl@eastcoaststeel.com

de

Ref:ESL/2012-13/HS-322

January 11, 2013

**The Dy. Manager
Bombay Stock Exchange Limited
Phiroze Jeejeebhoy Towers
Dalal Street, Fort
MUMBAI-400 001.**



Kind attn: Ms. Smita Dave.

Dear Madam,

Sub: Clause 35 of the Listing Agreement - Shareholding Pattern
for the Quarter ended December 31, 2012.

Ref: Scrip Code 520081

We submit herewith the shareholding pattern for the quarter ended 31-12-2012 and trust you will find it to be in order.

Thanking you, we remain.

Yours faithfully,
FOR EASTCOAST STEEL LTD.


DIRECTOR

Encl: As above

~~CC: Madras Stock Exchange Limited
Exchange Building
11, 2nd Line Beach
CHENNAI - 600 001.~~

: Along with copy of the shareholding pattern for the quarter ended 31-12-2012.

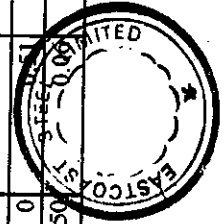
Introductory sub-table (I)(a)

Name of the Company: EASTCOAST STEEL LIMITED			
Scrip Code: 520081; Name of the scrip: ECSTSL; Class of Security: EQUITY SHARES			
Quarter ended: 31ST DECEMBER, 2012			
Partly paid-up shares:-	No. of partly paid-up shares	As a % of total no. of partly paid-up shares	As a % of total no. of shares of the company
Held by promoter/promoter group	0	0.00	0.00
Held by public	0	0.00	0.00
Total - D	0	0.00	0.00
AS a % of total no. of shares of the company, assuming full conversion of the convertible securities			
Outstanding convertible securities:-	No. of outstanding securities	As a % of total no. of outstanding convertible securities	AS a % of total no. of shares of the company, assuming full conversion of the convertible securities
Held by promoter/promoter group	0	0.00	0.00
Held by public	0	0.00	0.00
Total - E	0	0.00	0.00
AS a % of total no. of shares of the company, assuming full conversion of warrants			
Warrants:-	No. of warrants	As a % of total no. of warrants	AS a % of total no. of shares of the company, assuming full conversion of warrants
Held by promoter/promoter group	0	0.00	0.00
Held by public	0	0.00	0.00
Total - F	0	0.00	0.00
Total paid-up capital of the company, assuming full conversion of warrants and convertible securities (Grand Total (A+B+C)+ D+E+F)			
	4,896,468		100.00




Statement Showing Shareholding Pattern

Category code	Category of Shareholder	Number of Shareholders	Table (I)(a)				Total shareholding as a percentage of total number of shares			Shares Pledged or otherwise encumbered
			Total number of shares	Number of shares held in dematerialized	As a percentage of (A+B) ¹	As a percentage of (A+B+C)	Number of shares	As a percentage		
(I)	(II)	(III)	(IV)	(V)	(VI)	(VII)	(VIII)	(IX) = (VIII)/(IV)*100		
(A)	Shareholding of Promoter and Promoter									
1	Indian									
(a)	Individuals/ Hindu Undivided Family	37	215,235	180,855	4.40	4.40	0	0.00		
(b)	Central Government/State Government(s)	0	0	0	0.00	0.00	0	0.00		
(c)	Bodies Corporate	8	506,350	504,150	10.34	10.34	0	0.00		
(d)	Financial institutions/ Banks	0	0	0	0.00	0.00	0	0.00		
(e)	Any Others:-									
(e-1)	Directors	3	1,100	0	0.02	0.02	0	0.00		
	Sub Total(A)(1)	48	722,705	685,005	14.76	14.76	0	0.00		
2	Foreign									
a	Individuals (Non-Residents Individuals/ Foreign Individuals)	0	0	0	0.00	0.00	0	0.00		
b	Bodies Corporate	0	0	0	0.00	0.00	0	0.00		
c	Institutions	0	0	0	0.00	0.00	0	0.00		
d	Any Others(Specify)	0	0	0	0.00	0.00	0	0.00		
	Sub Total(A)(2)	0	0	0	0.00	0.00	0	0.00		
	Total Shareholding of Promoter and Promoter Group (A) = (A)(1)+(A)(2)	48	722,705	685,005	14.76	14.76	0	0.00		
(B)	Public shareholding									
1	Institutions									
(a)	Mutual Funds/ UTI	8	24,800	0	0.00	0.51	0	0.00		
(b)	Financial Institutions/ Banks	7	2,900	150	0.00	0.06	0	0.00		



[Handwritten signature]

(c)	Central Government/State Government(s)	0	0	0	0	0.00	0.00	0.00	0.00
(d)	Venture Capital Funds	0	0	0	0	0.00	0.00	0.00	0.00
(e)	Insurance Companies	0	0	0	0	0.00	0.00	0.00	0.00
(f)	Foreign Institutional Investors	0	0	0	0	0.00	0.00	0.00	0.00
(g)	Foreign Venture Capital Investors	0	0	0	0	0.00	0.00	0.00	0.00
(h)	Any Other (specify)	0	0	0	0	0.00	0.00	0.00	0.00
	Sub-Total (B)(1)	15	27,700	150	0.57	0.57			
B 2	Non-institutions								
(a)	Bodies Corporate	133	961,269	921,269	19.63	19.63			
(b)	Individuals	7,273	1,884,980	674,547	38.50	38.50			
I	Individual shareholders holding nominal share capital up to Rs 1 lakh								
II	ii. Individual shareholders holding nominal share capital in excess of Rs. 1 lakh								
(c-i)	Any Other: Clearing Member	12	25,700	25,700	0.52	0.52			
(c-ii)	Non-Resident Indians (REPAF)	260	87,133	14,753	1.78	1.78			
(c-iii)	Non-Resident Indians (NON-REPAT)	21	5,460	5,460	0.11	0.11			
(c-iv)	Hindu Undivided Family	2	1,000	0	0.02	0.02			
(c-v)	Trusts	5	8,500	50	0.17	0.17			
	Sub-Total (B)(2)	7,728	4,146,063	2,739,909	84.67	84.67			
(B)	Total Public Shareholding (B)= (B)(1)+(B)(2)	7,743	4,173,763	2,740,059	85.24	85.24			
	TOTAL (A)+(B)	7,791	4,896,468	3,425,064	100.00	100.00			
(C)	Shares held by Custodians and against which Depository Receipts have been issued								
1	Promoter and Promoter Group	0	0	0	0.00	0.00			0.00
2	Public	0	0	0	0.00	0.00			0.00
	Sub-Total (C)	0	0	0	0.00	0.00			0.00
	GRAND TOTAL (A)+(B)+(C)	7,791	4,896,468	3,425,064	100.00	100.00			0.00




(1)(b) Statement showing holding of securities (including shares, warrants, convertible securities) of persons belonging to the category "Promoter and Promoter Group".

Sr. No.	Name of the Shareholder	Details of Shares held		Encumbered Shares			Details of Warrants		Details of Convertible Securities			Total Shares (Including underlying shares assuming full conversion of warrants and convertible securities) as a % of diluted share capital
		No. of Shares Held	As a % of grand total (A) + (B) + (C)	Number	As a percentage (VI)-(V)/(III)*100	As a % of grand total (A)+(B)+(C) of sub-class (D)(a)	No. of warrants held	As a % total No. of warrants of the same class	No. of convertible securities held	As a % total No. of convertible securities of the same class	(XII)	
	(II)	(III)	(B)	(V)	(VI)-(V)/(III)*100	(VII)	(VIII)	(IX)	(X)	(XI)	(XII)	
0												
1	Prithviraj S. Parikh	71,174	1.45	0	0.00	0.00	0	0	0	0	0	
2	Nalin S. Parikh	8,250	0.17	0	0.00	0.00	0	0	0	0	0	
3	Arvind S. Parikh	3,220	0.07	0	0.00	0.00	0	0	0	0	0	
4	Kirti S. Parikh	50	0.00	0	0.00	0.00	0	0	0	0	0	
5	Mina P. Parikh	2,223	0.05	0	0.00	0.00	0	0	0	0	0	
6	Anita N. Parikh	56,244	1.15	0	0.00	0.00	0	0	0	0	0	
7	Pallavi A. Parikh	15,275	0.31	0	0.00	0.00	0	0	0	0	0	
8	Kalpna K. Parikh	12,950	0.26	0	0.00	0.00	0	0	0	0	0	
9	Harsh P. Parikh	3,040	0.06	0	0.00	0.00	0	0	0	0	0	
10	Aditya P. Parikh	2,000	0.04	0	0.00	0.00	0	0	0	0	0	
11	Elina N. Meswani	16,090	0.33	0	0.00	0.00	0	0	0	0	0	
12	Annette M. Patel	6,755	0.14	0	0.00	0.00	0	0	0	0	0	
13	Ojas K. Parikh	17,424	0.36	0	0.00	0.00	0	0	0	0	0	
14	Prithviraj S. Parikh- H.U.F.	560	0.01	0	0.00	0.00	0	0	0	0	0	
15	P. K. R. K. Menon	1,100	0.02	0	0.00	0.00	0	0	0	0	0	
16	Anagha Properties Pvt. Ltd.	450,000	9.19	0	0.00	0.00	0	0	0	0	0	
17	Fluette Investments Pvt. Ltd.	37,700	0.77	0	0.00	0.00	0	0	0	0	0	
18	WRM Pvt. Ltd.	200	0.01	0	0.00	0.00	0	0	0	0	0	
19	Wist Trade Pvt. Ltd.	14,250	0.29	0	0.00	0.00	0	0	0	0	0	
20	K. Parikh Agencies Pvt. Ltd.	3,150	0.06	0	0.00	0.00	0	0	0	0	0	
21	Shrewest Investments Pvt. Ltd.	1,050	0.02	0	0.00	0.00	0	0	0	0	0	
TOTAL		722,705	14.76	0	0.00	0.00	0	0	0	0	0	



(1)(f) Statement showing holding of securities (including shares, warrants, convertible securities) of persons belonging to the category "Public" and holding more than 1% of the total number of shares

Sr. No	Name of the shareholder	Shares held	Shares as a percentage of total number of shares i.e., Grand Total (A)+(B)+(C) indicated in Statement at para (1)(a) above}	Details of Warrants		Details of Convertible Securities		Total Shares (Including underlying shares assuming full conversion of warrants and convertible)
				No. of warrants held	As a % total Number of warrants of the same class	Number of convertible securities held	% w.r.t. total Number of convertible securities of the same class	
1	North Malabar Tours Pvt. Ltd.	500,000	10.21	0	0	0	0	0
2	Suresh Kumar Jalan	281,150	5.74	0	0	0	0	0
3	Sudhir Vora	200,000	4.08	0	0	0	0	0
4	Shobhna Vora	200,000	4.08	0	0	0	0	0
5	Bright Holding & Trading Co. Pvt. Ltd.	150,000	3.06	0	0	0	0	0
6	Wist MRG Merchandising Pvt. Ltd.	150,000	3.06	0	0	0	0	0
7	Parag Manubhai Shah	82,600	1.69	0	0	0	0	0
8	Sisir Kumar Jalan	73,700	1.51	0	0	0	0	0
	TOTAL	1,637,450	33.44	0	0	0	0	0



(Handwritten signature)

(I)(ii) Statement showing holding of securities (including shares, warrants, convertible securities) of persons (together with PAC) belonging to the category "Public" and holding more than 5% of the total number of shares of the company

Sr. No.	Name(s) of the Shareholder(s) and the Persons Acting in Concert (PAC) with them	Number of Shares	Shares as a percentage of total number of shares (i.e. Grand Total (A)+(B)+C indicated in Statement at para (I)(a) above)	Details of Warrants		Details of Convertible Securities		Total Shares (Including underlying shares assuming full conversion of warrants and convertible securities) as a % of diluted share capital)
				No. of warrants held	As a % total Number of warrants of the same class	Number of convertible securities held	% w.r.t. total Number of convertible securities of the same class	
1	North Malabar Tours Pvt. Ltd.	500,000	10.21	0	0	0	0	0
2	Suresh Kumar Jalan	281,150	5.74	0	0	0	0	0
	TOTAL	781,150	15.95	0	0	0	0	0



(D)(d) Statement showing details of locked-in shares

Sr. No.	Name of the shareholder	Number of locked-in shares	Locked-in shares as a percentage of total number of shares {i.e., Grand Total (A)+(B)+(C) indicated in Statement at para (D)(a) above}
1	N.A.	0	0.00
TOTAL		0	0.00



(II)(a) Statement showing details of Depository Receipts (DRs)

Sr. No.	Type of outstanding DR (ADRs, GDRs, SDRs, etc.)	Number of outstanding DRs	Number of shares underlying outstanding DRs	Shares underlying outstanding DRs as a percentage of total number of shares (i.e., Grand Total (A)+(B)+(C) indicated in Statement at para (D)(a) above)
1	N.A.	0	0	0.00
TOTAL		0	0	0.00



(II)(b) Statement showing holding of Depository Receipts (DRs), where underlying shares held by "promoter/promoter group" are in excess of 1% of the total number of shares

Sr. No.	Name of the DR Holder	Type of outstanding DR (ADRs, GDRs, SDRs, etc.)	Number of shares underlying outstanding DRs	Shares underlying outstanding DRs as a percentage of total number of shares (i.e., Grand Total (A)+(B)+(C) indicated in Statement at para (E)(a) above)
1	N.A.	N.A.	0	0.00
TOTAL			0	0.00

