

00

Tel. : 022-4075 01 00
022-2282 36 53

EASTCOAST STEEL LIMITED

163-164, Mittal Tower, 'A' Wing, 16th Floor, Nariman Point,
Mumbai - 400 021.

Fax : 022-22044801
Email : esl@eastcoaststeel.com

Ref:ESL/2013-14/AH- 279

October18, 2013

✓ **The Dy. Manager**
Bombay Stock Exchange Limited
Phiroze Jeejeebhoy Towers
Dalal Street, Fort
MUMBAI-400 001.

Kind attn: Ms. Smita Dave.

Dear Madam,


Sub: Clause 35 of the Listing Agreement – Shareholding Pattern
for the Quarter ended September 30, 2013.

Ref: Scrip Code 520081

We submit herewith the shareholding pattern for the quarter ended 30-09-2013 and trust you will find it to be in order.

Thanking you, we remain.

Yours faithfully,
For EASTCOAST STEEL LTD.


DIRECTOR

Encl: As above



CC: Madras Stock Exchange Limited : Along with copy of the share-
Exchange Building holding pattern for the quarter
11, 2nd Line Beach ended 30-09-2013
CHENNAI -600 001.

Introductory sub-table (I)(a)

Name of the Company: **EASTCOAST STEEL LIMITED**

Scrip Code: **520081**; Name of the scrip: **ECSTSTL**; Class of Security: **EQUITY SHARES**

Quarter ended: **30TH SEPTEMBER, 2013**

Partly paid-up shares:-	No. of partly paid-up shares	As a % of total no. of shares of the company	
		As a % of total no. of partly paid-up shares	As a % of total no. of shares of the company
Held by promoter/promoter group	0	0.00	0.00
Held by public	0	0.00	0.00
Total - D	0	0.00	0.00


Outstanding convertible securities:-	No. of outstanding securities	As a % of total no. of shares of the company, assuming full conversion of the convertible securities	
		As a % of total no. of outstanding convertible securities	As a % of total no. of shares of the company, assuming full conversion of the convertible securities
Held by promoter/promoter group	0	0.00	0.00
Held by public	0	0.00	0.00
Total - E	0	0.00	0.00

Warrants:-	No. of warrants	As a % of total no. of shares of the company, assuming full conversion of warrants	
		As a % of total no. of warrants	As a % of total no. of shares of the company, assuming full conversion of warrants
Held by promoter/promoter group	0	0.00	0.00
Held by public	0	0.00	0.00
Total - F	0	0.00	0.00

Total paid-up capital of the company, assuming full conversion of warrants and convertible securities (Grand Total (A+B+C)+ D+E+F)

4,896,468

100.00



Statement Showing Shareholding Pattern

Table (I)(a)

Category code	Category of Shareholder	Number of Shareholders	Total number of shares	Number of shares held in dematerialized	Total shareholding as a percentage of total number of shares		Shares Pledged or otherwise encumbered
					As a percentage of (A+B) ¹	As a percentage of (A+B+C)	
	(II)	(III)	(IV)	(V)	(VI)	(VII)	(VIII) = (VII)/(IV)*100
(A)	Shareholding of Promoter and Promoter						
1	Indian						
(a)	Individuals/ Hindu Undivided Family	8	3,270	0	0.07	0.07	0.00
(b)	Central Government/State Government(s)	0	0	0	0.00	0.00	0.00
(c)	Bodies Corporate	2	738,135	724,945	15.07	15.07	0.00
(d)	Financial Institutions/ Banks	0	0	0	0.00	0.00	0.00
(e)	Any Others:-						
(e-i)	Directors	0	0	0	0.00	0.00	#DIV/0!
	Sub Total(A)(1)	10	741,405	724,945	15.14	15.14	0.00
2	Foreign						
a	Individuals (Non-Residents Individuals/ Foreign Individuals)	0	0	0	0.00	0.00	0.00
b	Bodies Corporate	0	0	0	0.00	0.00	0.00
c	Institutions	0	0	0	0.00	0.00	0.00
d	Any Others(Specify)	0	0	0	0.00	0.00	0.00
	Sub Total(A)(2)	0	0	0	0.00	0.00	0.00
	Total Shareholding of Promoter and Promoter Group (A)= (A)(1)+(A)(2)	10	741,405	724,945	15.14	15.14	0.00



(I)(b) Statement showing holding of securities (including shares, warrants, convertible securities) of persons belonging to the category "Promoter and Promoter Group"


Sr. No.	Name of the Shareholder	Details of Shares held		Encumbered Shares			Details of Warrants			Details of Convertible Securities		Total Shares (Including underlying full conversion of warrants and convertible securities) as a % of diluted share capital)
		No. of Shares Held	As a % of grand total (A) + (B) + (C)	Number	As a percentage	As a % of grand total (A)+(B)+(C) of sub-clause (I)(a)	No. of warrants held	As a % total No. of warrants of the same class	No. of convertible securities held	As a % total No. of convertible securities of the same class		
(I)	(II)	(III)	(IV)	(V)	(VI)=(V)/(III)*100	(VII)	(VIII)	(IX)	(X)	(XI)	(XII)	
1	Prithviraj S. Parikh	50	0.00	0	0.00	0	0	0	0	0	0	
2	Anagha Enterprises Pvt. Ltd.	738,135	15.07	0	0.00	0	0	0	0	0	0	
3	Arvind Somchand Parikh	3,150	0.06	0	0.00	0	0	0	0	0	0	
4	Pallavi A. Parikh	70	0.00	0	0.00	0	0	0	0	0	0	
	TOTAL	741,405	15.14	0	0.00	0	0	0	0	0	0	



3270

(D)(i) Statement showing holding of securities (including shares, warrants, convertible securities) of persons belonging to the category "Public" and holding more than 1% of the total number of shares

Sr. No	Name of the shareholder	No. of shares held	Shares as a percentage of total number of shares {i.e., Grand Total (A)+(B)+(C) indicated in Statement at para (D)(a) above}	Details of Warrants		Details of Convertible Securities		Total Shares (Including underlying shares assuming full conversion of warrants and convertible securities) as a % of diluted share capital)
				No. of warrants held	As a % total Number of warrants of the same class	Number of convertible securities held	% w.r.t. total Number of convertible securities of the same class	
1	Vigil Stocks & Shares Pvt Ltd.	527,800	10.78	0	0	0	0	0
2	Vajradhar Leasing & Finvest Pvt Ltd	376,000	7.68	0	0	0	0	0
2	Suresh Kumar Jalan	338,350	6.91	0	0	0	0	0
3	North Malabar Tours Pvt. Ltd.	300,000	6.13	0	0	0	0	0
4	Sisir Kumar Jalan	119,300	2.44	0	0	0	0	0
5	Sisir Kumar Jalan	66,600	1.36	0	0	0	0	0
7	Western Guineas Pvt. Ltd	66,200	1.35	0	0	0	0	0
8	Darshana Hareesh Jhaveri	59,150	1.21	0	0	0	0	0
	TOTAL	1,853,400	37.85	0	0	0	0	0



(D)(ii) Statement showing holding of securities (including shares, warrants, convertible securities) of persons (together with PAC) belonging to the category "Public" and holding more than 5% of the total number of shares of the company.

Sr. No.	Name(s) of the Shareholder(s) and the Persons Acting in Concert (PAC) with them	Number of Shares	Shares as a percentage of total number of shares (i.e. Grand Total (A)+(B)+C indicated in Statement at para (D)(a) above)	Details of Warrants		Details of Convertible Securities		Total Shares (Including underlying shares assuming full conversion of warrants and convertible securities) as a % of diluted share capital)
				No. of warrants held	As a % total Number of warrants of the same class	Number of convertible securities held	% w.r.t. total Number of convertible securities of the same class	
1	Vigil Stock and shares Pvt. Ltd.	527,800	10.78	0	0	0	0	0
2	Vajradhar Leasing and Finvest Pvt. Ltd	376,000	7.68	0	0	0	0	0
3	Suresh Kumar Jalan	338,350	6.91	0	0	0	0	0
4	North Malabar Tours Pvt. Ltd.	300,000	6.13					
	TOTAL	1,542,150	31.50	0	0	0	0	0




(D)(d) Statement showing details of locked-in shares

Sr. No.	Name of the shareholder	Number of locked-in shares	Locked-in shares as a percentage of total number of shares {i.e., Grand Total (A)+(B)+(C) indicated in Statement at para (D)(a) above}
1	Ashok Kumar Dalmia	35600	0.73
Total		35600	0.73



(II)(a) Statement showing details of Depository Receipts (DRs)

Sr. No.	Type of outstanding DR (ADRs, GDRs, SDRs, etc.)	Number of outstanding DRs	Number of shares underlying outstanding DRs	Shares underlying outstanding DRs as a percentage of total number of shares {i.e., Grand Total (A)+(B)+(C) indicated in Statement at para (D)(a) above}
	N.A.	0	0	0.00
TOTAL		0	0	0.00



(II)(b) Statement showing holding of Depository Receipts (DRs), where underlying shares held by "promoter/promoter group" are in excess of 1% of the total number of shares

Sr. No.	Name of the DR Holder	Type of outstanding DR (ADRs, GDRs, SDRs, etc.)	Number of shares underlying outstanding DRs	Shares underlying outstanding DRs as a percentage of total number of shares {i.e., Grand Total (A)+(B)+(C) indicated in Statement at para (D)(a) above}
1	N.A	N.A.	0	0.00
TOTAL			0	0.00

