

Tel. : 022- 2282 36 53
022- 2282 37 45

EASTCOAST STEEL LIMITED
Mittal Tower, 'A' Wing, 16th Floor, Nariman Point,
Mumbai - 400 021.

Fax : 022 - 22044801
Email : esi@eastcoaststeel.com

ok

Ref:ESL/2012-13/HS-244

October 13, 2012

The Dy. Manager
Bombay Stock Exchange Limited
Phiroze Jeejeebhoy Towers
Dalal Street, Fort
MUMBAI-400 001.

Kind attn: Ms. Smita Dave.

Dear Madam,

Sub: Clause 35 of the Listing Agreement - Shareholding Pattern
for the Quarter ended September 30, 2012.

Ref: Scrip Code 520081

We submit herewith the shareholding pattern for the quarter ended 30-09-2012 and trust you will find it to be in order.

Thanking you, we remain.


Yours faithfully,
For **EASTCOAST STEEL LTD.**

DIRECTOR

Encl: As above

CC: **Madras Stock Exchange Limited**
Exchange Building
11, 2nd Line Beach
CHENNAI - 600 001.

: Along with copy of the share-
holding pattern for the quarter
ended 30-09-2012



Factory & Regd. Office : Cuddalore Road, Pillaiyarkuppam Post, Bahour Commune, Pondicherry - 607 402.
Tel. : 0413-2611117, 2611425 Fax: 0413-2611423

Introductory sub-table (I)(a)

Name of the Company: **EASTCOAST STEEL LIMITED**

Scrip Code: **520081**; Name of the scrip: **ECSTSL**; Class of Security: **EQUITY SHARES**


Quarter ended: **30TH SEPTEMBER 2012**

Partly paid-up shares:-	No. of partly paid-up shares	As a % of total no. of shares of the company	
		As a % of total no. of partly paid-up shares	As a % of total no. of shares of the company
Held by promoter/promoter group	0	0.00	0.00
Held by public	0	0.00	0.00
Total - D	0	0.00	0.00

Outstanding convertible securities:-	As a % of total no. of shares of the company, assuming full conversion of the convertible securities	
	As a % of total no. of outstanding convertible securities	As a % of total no. of shares of the company, assuming full conversion of the convertible securities
Held by promoter/promoter group	0	0.00
Held by public	0	0.00
Total - E	0	0.00


Warrants:-	As a % of total no. of shares of the company, assuming full conversion of warrants	
	As a % of total no. of warrants	As a % of total no. of shares of the company, assuming full conversion of warrants
Held by promoter/promoter group	0	0.00
Held by public	0	0.00
Total - F	0	0.00

Total paid-up capital of the company, assuming full conversion of warrants and convertible securities (Grand Total (A+B+C)+ D+E+F) **100.00**



Statement Showing Shareholding Pattern

Category code	Category of Shareholder	Number of Shareholders	Table (I)(a)				Total shareholding as a percentage of total number of shares		Shares Pledged or otherwise encumbered				
			Total number of shares	Number of shares held in dematerialized	As a percentage of (A+B) ¹	As a percentage of (A+B+C)	Number of shares	As a percentage					
									(IV)	(V)	(VI)	(VII)	(VIII)
(I)	(II)												
(A)	Shareholding of Promoter and Promoter												
1	Indian												
(a)	Individuals/ Hindu Undivided Family	37	215,255	180,855	4.40	4.40	0	0.00	0.00				
(b)	Central Government/State Government(s)	0	0	0	0.00	0.00	0	0.00	0.00				
(c)	Bodies Corporate	8	506,350	504,150	10.34	10.34	0	0.00	0.00				
(d)	Financial Institutions/ Banks	0	0	0	0.00	0.00	0	0.00	0.00				
(e)	Any Others:-												
(e-1)	Directors	3	1,100	0	0.02	0.02	0	0.00	0.00				
	Sub Total(A)(1)	48	722,705	685,005	14.76	14.76	0	0.00	0.00				
2	Foreign												
a	Individuals (Non-Residents Individuals/ Foreign Individuals)	0	0	0	0.00	0.00	0	0.00	0.00				
b	Bodies Corporate	0	0	0	0.00	0.00	0	0.00	0.00				
c	Institutions	0	0	0	0.00	0.00	0	0.00	0.00				
d	Any Others(Specify)	0	0	0	0.00	0.00	0	0.00	0.00				
	Sub Total(A)(2)	0	0	0	0.00	0.00	0	0.00	0.00				
	Total Shareholding of Promoter and Promoter Group (A)= (A)(1)+(A)(2)	48	722,705	685,005	14.76	14.76	0	0.00	0.00				
(B)	Public shareholding												
1	Institutions												
(a)	Mutual Funds/ UTI	8	25,700	0	0.52	0.52	0	0.00	0.00				
(b)	Financial Institutions / Banks	7	2,900	150	0.06	0.06	0	0.00	0.00				



(c)	Central Government/State Government(s)	0	0	0	0	0	0	0	0.00	0.00
(d)	Venture Capital Funds	0	0	0	0	0	0	0	0.00	0.00
(e)	Insurance Companies	0	0	0	0	0	0	0	0.00	0.00
(f)	Foreign Institutional Investors	0	0	0	0	0	0	0	0.00	0.00
(g)	Foreign Venture Capital Investors	0	0	0	0	0	0	0	0.00	0.00
(h)	Any Other (specify)	0	0	0	0	0	0	0	0.00	0.00
	Sub-Total (B)(1)	15	28,600	150	0.58	0	0	0	0.58	0.58
B 2	Non-institutions									
(a)	Bodies Corporate	135	989,669					949,669	20.21	20.21
(b)	Individuals								0.00	0.00
	Individuals - i. Individual shareholders holding nominal share capital up to Rs 1 lakh	7,345	1,939,013					723,355	39.60	39.60
I										
II	ii. Individual shareholders holding nominal share capital in excess of Rs. 1 lakh.	21	1,082,721					1,008,830	22.11	22.11
(c-i)	Any Other: Clearing Member	12	32,000					32,000	0.65	0.65
(c-ii)	Non-Resident Indians (REPAT)	259	87,100					14,120	1.78	1.78
(c-iii)	Non-Resident Indians (NON-REPAT)	20	5,060					5,060	0.10	0.10
(c-iv)	Hindu Undivided Family	2	1,000					0	0.02	0.02
(c-v)	Trusts	5	8,600					50	0.18	0.18
	Sub-Total (B)(2)	7,799	4,145,163					2,733,084	84.66	84.66
(B)	Total Public Shareholding (B)= (B)(1)+(B)(2)	7,814	4,173,763					2,733,234	85.24	85.24
	TOTAL (A)+(B)	7,862	4,896,468					3,418,239	100.00	100.00
(C)	Shares held by Custodians and against which Depository Receipts have been issued									
1	Promoter and Promoter Group	0	0	0	0	0	0	0	0.00	0.00
2	Public	0	0	0	0	0	0	0	0.00	0.00
	Sub-Total (C)	0	0	0	0	0	0	0	0.00	0.00
	GRAND TOTAL (A)+(B)+(C)	7,862	4,896,468					3,418,239	100.00	100.00




(b) Statement showing holding of securities (including shares, warrants, convertible securities) of persons belonging to the category "Promoter and Promoter Group"

Sr. No.	Name of the Shareholder	Details of Shares held			Encumbered Shares			Details of Warrants		Details of Convertible Securities		Total Shares (Including underlying shares assuming full conversion of warrants and convertible securities) as a % of diluted share capital)
		No. of Shares Held	As a % of grand total (A) + (B) + (C)	Number	As a percentage (VI)=(V)/(III)*100	As a % of grand total (A)+(B)+(C) of sub-clause (I)(a)	No. of warrants held	As a % total warrants of the same class	No. of convertible securities held	As a % total No. of convertible securities of the same class		
											(III)	
0												
1	Prithviraj S. Parikh	71,174	1.45	0	0.00	0.00	0	0	0	0	0	0
2	Nalin S. Parikh	8,250	0.17	0	0.00	0.00	0	0	0	0	0	0
3	Arvind S. Parikh	3,220	0.07	0	0.00	0.00	0	0	0	0	0	0
4	Kirti S. Parikh	50	0.00	0	0.00	0.00	0	0	0	0	0	0
5	Minna P. Parikh	2,223	0.05	0	0.00	0.00	0	0	0	0	0	0
6	Anita N. Parikh	56,244	1.15	0	0.00	0.00	0	0	0	0	0	0
7	Pallavi A. Parikh	15,275	0.31	0	0.00	0.00	0	0	0	0	0	0
8	Kalpana K. Parikh	12,950	0.26	0	0.00	0.00	0	0	0	0	0	0
9	Harsh P. Parikh	3,040	0.06	0	0.00	0.00	0	0	0	0	0	0
10	Aditya P. Parikh	2,000	0.04	0	0.00	0.00	0	0	0	0	0	0
11	Elina N. Meswani	16,090	0.33	0	0.00	0.00	0	0	0	0	0	0
12	Annette M. Patel	6,755	0.14	0	0.00	0.00	0	0	0	0	0	0
13	Ojas K. Parikh	17,424	0.36	0	0.00	0.00	0	0	0	0	0	0
14	Prithviraj S. Parikh- H.U.F.	560	0.01	0	0.00	0.00	0	0	0	0	0	0
15	P. K. R. K. Menon	1,100	0.02	0	0.00	0.00	0	0	0	0	0	0
16	Anagha Properties Pvt. Ltd.	450,000	9.19	0	0.00	0.00	0	0	0	0	0	0
17	Fleurette Investments Pvt. Ltd.	37,700	0.77	0	0.00	0.00	0	0	0	0	0	0
18	WRM Pvt. Ltd.	200	0.01	0	0.00	0.00	0	0	0	0	0	0
19	Wist Trade Pvt. Ltd.	14,250	0.29	0	0.00	0.00	0	0	0	0	0	0
20	K. Parikh Agencies Pvt. Ltd.	3,150	0.06	0	0.00	0.00	0	0	0	0	0	0
21	Shrewest Investments Pvt. Ltd.	1,050	0.02	0	0.00	0.00	0	0	0	0	0	0
	TOTAL	722,705	14.76	0	0.00	0.00	0	0	0	0	0	0



(D)(i) Statement showing holding of securities (including shares, warrants, convertible securities) of persons belonging to the category "Public" and holding more than 1% of the total number of shares

Sr. No	Name of the shareholder	Shares held	Shares as a percentage of total number of shares (i.e., Grand Total (A)+(B)+(C) indicated in Statement at para (D)(a) above)	Details of Warrants		Details of Convertible Securities		Total Shares (Including underlying shares assuming full conversion of warrants and convertible)
				No. of warrants held	As a % total Number of warrants of the same class	Number of convertible securities held	% w.r.t. total Number of convertible securities of the same class	
1	North Malabar Tours Pvt. Ltd.	500,000	10.21	0	0	0	0	0
2	Suresh Kumar Jalan	227,950	4.66	0	0	0	0	0
3	Sudhir Vora	200,000	4.08	0	0	0	0	0
4	Shobhna Vora	200,000	4.08	0	0	0	0	0
5	Flight Holding & Trading Co. Pvt. Ltd	150,000	3.06	0	0	0	0	0
6	Wist MRG Merchandising Pvt. Ltd.	150,000	3.06	0	0	0	0	0
7	Parag Manubhai Shah	84,300	1.72	0	0	0	0	0
	TOTAL	1,512,250	30.88	0	0	0	0	0




(1)(ii) Statement showing holding of securities (including shares, warrants, convertible securities) of persons (together with PAC) belonging to the category "Public" and holding more than 5% of the total number of shares of the company

Sr. No.	Name(s) of the Shareholder(s) and the Persons Acting in Concert (PAC) with them	Number of Shares	Shares as a percentage of total number of shares (i.e. Grand Total (A)+(B)+© indicated in Statement at para (1)(a) above}	Details of Warrants		Details of Convertible Securities		Total Shares (including undrlying shares assuming full conversion of warrants and convertible securities) as a % of diluted share capital)
				No. of warrants held	As a % total Number of warrants of the same class	Number of convertible securities held	% w.r.t. total Number of convertible securities of the same class	
1	North Malabar Tours Pvt. Ltd.	500,000	10.21	0	0	0	0	0
	TOTAL	500,000	10.21	0	0	0	0	0



(D)(d) Statement showing details of locked-in shares

Sr. No.	Name of the shareholder	Number of locked-in shares	Locked-in shares as a percentage of total number of shares (i.e., Grand Total (A)+(B)+(C) indicated in Statement at para (D)(a) above)
1	N.A.	0	0.00
TOTAL		0	0.00



(II)(a) Statement showing details of Depository Receipts (DRs)

Sr. No.	Type of outstanding DR (ADRs, GDRs, SDRs, etc.)	Number of outstanding DRs	Number of shares underlying outstanding DRs	Shares underlying outstanding DRs as a percentage of total number of shares {i.e., Grand Total (A)+(B)+(C) indicated in Statement at para (I)(a) above}
1	N.A.	0	0	0.00
TOTAL		0	0	0.00

